

NAME: Andrea García García

Welcome to a new and wonderful digital tool!

This Jamboard will work as a worksheet to present home and furniture vocabulary.

I am sure that you accessed the video-tutorial I shared with you. Now, let's get to work!

UNIT 1 LESSON 1  
Does it have...?

1. write your name on the jamboard


2. Work on the vocabulary by dragging and dropping the labels

REMEMBER TO MAKE A COPY OF THIS JAM FIRST!!

3. Download your work as PDF and upload it in Escuela en red

# MATCH

drag and drop  
the  
vocabulary  
words





**coffee  
maker**



**dishes**



**stove**



**sink**

**Drag  
and  
drop**



**bed**




**shelves**




**dresser**



**coffee  
table**



**vase**



**rug**



**microwave**

## Use adjectives to describe the rooms

Use the  
transparent  
sticky notes

1. The kitchen is big.
2. The dining room is beautiful.
3. I don't have a microwave oven, just a wave oven.
4. This is a really wonderful apartment.
5. The livingroom is cool in the winter and hot in the summer.
6. These closets are very small.
7. My bedroom is always comfortable.





























