

NAME: CAMILA MONTSERRAT MONCADA SANCHEZ

Welcome to a new and wonderful digital tool!

This Jamboard will work as a worksheet to present home and furniture vocabulary.

I am sure that you accessed the video-tutorial I shared with you. Now, let's get to work!

UNIT 1 LESSON 1
Does it have...?

1. write your name on the jamboard


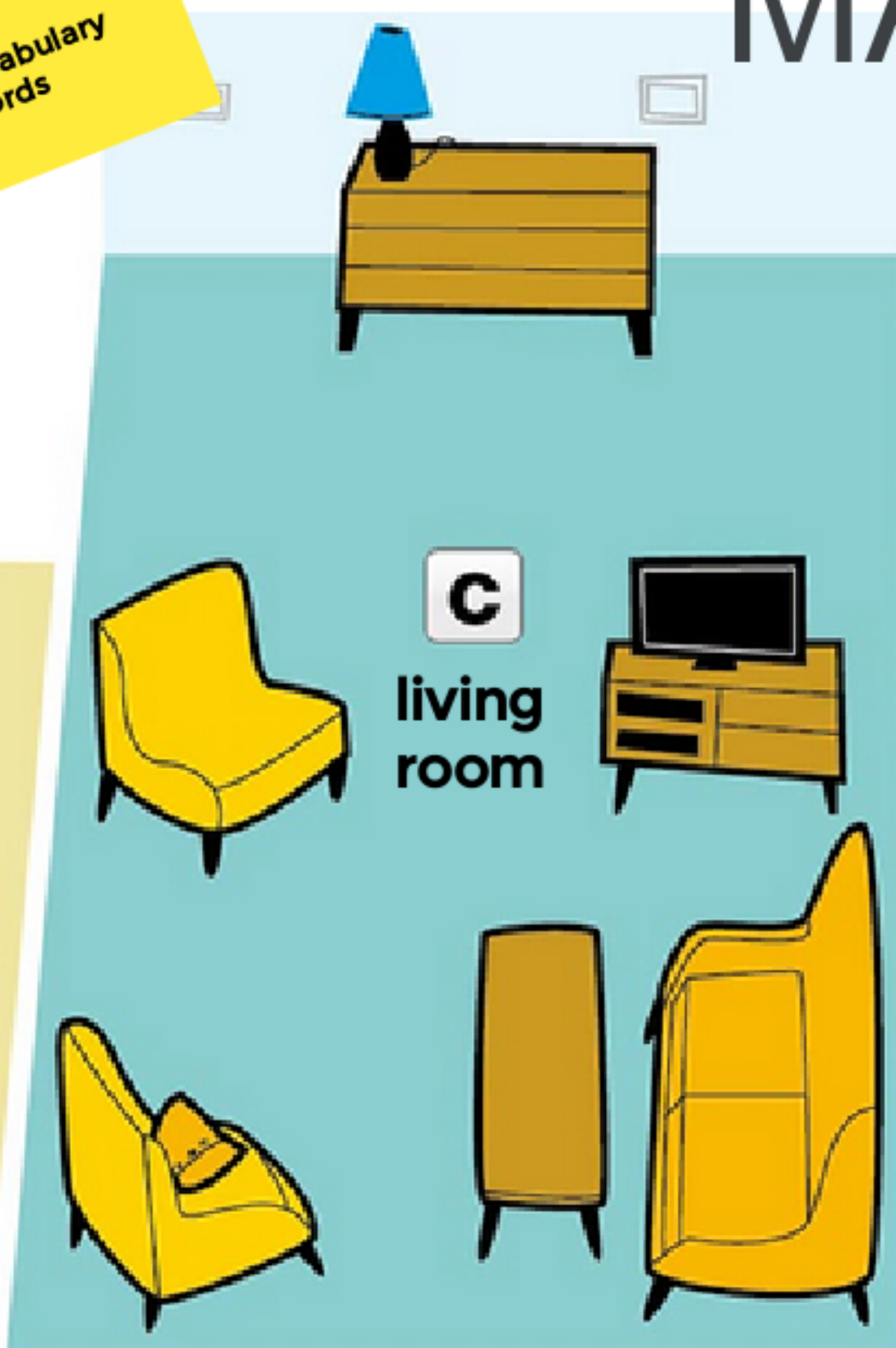
2. Work on the vocabulary by dragging and dropping the labels

REMEMBER
TO MAKE A
COPY OF THIS
JAM FIRST!!

3. Download your work as PDF and upload it in Escuela en red

MATCH

drag and drop
the
vocabulary
words





**coffee
maker**



dishes



stove




sink

**Drag
and
drop**



bed



shelves




dresser



**coffee
table**



vase



rug



microwave

Use adjectives to describe the rooms

Use the
transparent
sticky notes

1. The kitchen is big.
2. The dining room is large.
3. I don't have a microwave oven, just a stove oven.
4. This is a really little apartment.
5. The livingroom is comfortable in the winter and cozy in the summer.
6. These closets are very tall.
7. My bedroom is always warm.

