

Unit 3

Lesson 2

DESCRIBING PEOPLE




Lesson objective:

- Use adjectives to describe people (personality and physical appearance)
- Ask and respond to yes/no and wh questions with be


Vocabulary, Adjectives of physical appearance

Adjectives are words used to describe the appearance or personality of a person


What do they look like?




Old



young



heavy



thin



Tall

short



pretty



handsome

Good looking

Vocabulary, adjectives of “personality”

Adjectives are words used to describe the appearance or personality of a person

What are they like?



talkative



serious



kind



shy



funny



friendly



Listen and practice



- a. pretty
- b. handsome
- c. good-looking

- d. talkative
- e. friendly
- f. kind

- g. funny
- h. quiet
- i. serious

- j. shy
- k. short
- l. tall

- m. heavy
- n. thin

Complete the chart with the Word from part A. Add two more words to each list.

Personality	Appearance
Tall	Funny
Short	Serious
Old	Quiet
Young	Kind
Heavy	Talkative
good looking	Handsome
handsome	kind
thin	pretty

Describe your appearance and personality, to a par

I am...



Personality

Appearance

I am pretty

I am short

She is serious

she is tall

Write sentences about the people in the pictures. Use the words in the box.

• shy	kind
thin	heavy
short	tall
funny	serious
talkative	



1. Julia is shy.



2. Mark and Carlos are talkative.



3. Brian is thin and Owen is heavy.



4. Daniel is serious.



5. Mariko is Short and Ben is Tall.





6. Ginny is Funny.



7. Dr. Lopez is kind.

QUESTION

Be + Subject + complement

Am	I	shy ?	
Is	He		
	She		
Are	It	talkative ?	
	You		
	We		
Are	They	funny ?	

ANSWER

Yes, Subject + Be.
No, Subject + Be not.

Yes,	I	am, is are
	He	
	She	
No,	It	am not. is not. are not.
	You	
	We	
	They	

Speaking practice: "Yes no questions"

Answer the following yes/no questions



Is she young?

No, she's not



Is she tall?

No, she's not



Is he thin?

No, he's not



Are they thin?

Yes, they are



Is he tall?

Yes he is



Is he handsome?

Yes he is

Speaking practice: "Yes no questions"

Answer the following yes/no questions



Is she serious?

No she's not



Is he shy?

No; he's not



Is she short?

Yes , she is



Are they friendly?

Yes , they are



Is she kind?

Yes shes is



Is he talkative?

No , it's not

Answer the following questions.

1. Is Ben tall? Yes, he is.

2. Is Ginny serious? No it's not

3. Is Owen thin? No it's not

4. Is Julia young? No it's not

5. Are Mark and Carlos male? Yes, they are

6. Is Dr. Lopez old? No she's not

7. Are you kind? She it's not

8. Are you shy? No , they not

QUESTION

What	S Am	I	like ?
	Is	He	
		She	
		It	
	Are	You	
		We	
		They	

ANSWER


S I	am
He	is
She	
It	
You	are
We	
They	



Grammar practice: Wh questions with be

Look at the following questions, They are used to ask about a person's personality.
Ask a question to your partner about another classmate's personality.

What's Mary like?



What is Peter like?



Grammar practice: "Wh questions"

Write wh questions then give an answer according to the picture



Louis

What's Louis like?

He is friendly



Lily

What's Lily like?

She is tokative



Adam

What's Adam like?

he is kind



Mark

What's Mark like?

he is funny



What are like?

They are serious



They are like?

they are friendly

A. Listen to three descriptions. Check the two correct words for each description



1. Nora is . . .

- tall
- pretty
- quiet
- talkative

2. Taylor is . . .

- funny
- pretty
- handsome
- serious

3. Austin is . . .

- short
- serious
- talkative
- tall

A. Listen to four conversations. Check the correct description for each person. You will check more than one adjective.



1. Jacob

- tall
- short
- funny
- serious
- nice
- shy

2. Monica

- tall
- talkative
- pretty
- shy
- nice
- friendly

3. Hannah

- thin
- short
- quiet
- shy
- serious
- funny

4. Ki-nam

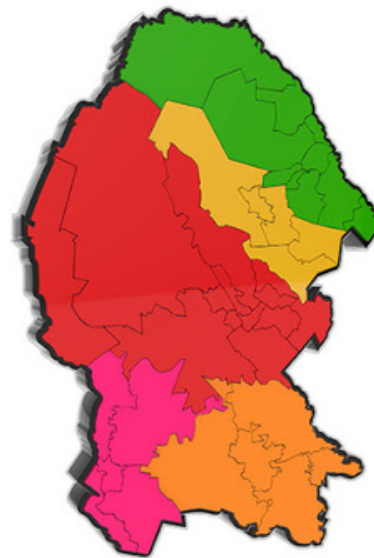
- tall
- short
- funny
- friendly
- talkative
- quiet

B. Write three yes/no questions about the people in part A. Then ask a partner the questions.

1. No, he's not
2. No she's not
3. Yes she is

Is Jacob tall?
Is Monica thin?

What is your City like?



What is Mexico like?



Vocabulary: Adjectives to describe places(cities)



small / big



old / modern



ugly / beautiful



Online practice: Vocabulary “adjectives to describe people”

Practice plural spelling rules with the following online activities.

<https://wordwall.net/es/resource/2848738>

Print screen with your score and insert here



JUEGO COMPLETADO

Puntuación	Hora
10	1:42

OCUPAS EL 3.º PUESTO EN LA TABLA CLASIFICACIÓN

Tabla de clasificación

Mostrar respuestas

Volver a empezar

Print screen with your score and insert here

<https://wordwall.net/es/resource/34854464>



JUEGO COMPLETADO

Puntuación	Hora
12 / 14	1:16

ESTÁS EN LA TABLA DE CLASIFICACIÓN


Tabla de clasificación

Mostrar respuestas

Volver a empezar

<https://wordwall.net/es/resource/22125544>

Print screen with your score and insert here



JUEGO COMPLETADO

Puntuación	Hora
14	1:52

ESTÁS EN LA TABLA DE CLASIFICACIÓN

Tabla de clasificación

Mostrar respuestas

Volver a empezar

Grammar practice: Wh questions.

Look at the following questions. The first question is to ask about adjectives that describe physical appearance, The second question is to ask about personalit

What does she look like

- To ask about physical appearance



What's he like?

- To ask about personality



Grammar practice: Wh questions.

Answer the following questions.




BLAH
BLAH BLAH

Wh



re?

Wh



ke?

she is talkative

They are thin

He is handsome



Wh



Wh

re?

What are they like?

He is serious

she is short


They are friendly

Online practice: Wh questions

Practice plural spelling rules with the following online activities.

<https://wordwall.net/es/resource/13596798>

 Print screen with your score and insert here



JUEGO COMPLETADO

Puntuación	Hora
4 / 6	1:05

Tabla de clasificación

Mostrar respuestas

Volver a empezar